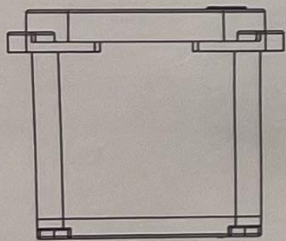
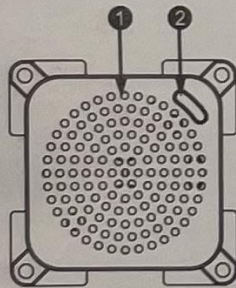


C-line Wireless Speaker

User Manual







1. Speaker



2. ON/OFF button

Bluetooth pairing for music

- a. Turn on the speaker by pressing "  " button for 3 seconds. The speaker will have a voice prompt.
b. Stereo mode (only for two speakers):
Power on two C-line Speaker. Double press "  " on one C-line Speaker. Connected prompts are heard once the speakers are paired successfully. After the first pairing, the C-line Speaker will connect automatically when you turn them both on.
2. Turn on your device and activate the Bluetooth function.
3. Search for Bluetooth pairing name " C-line Speaker " and click to pair, the speaker will pair automatically and the speaker will have a voice prompt.
Then, you can play music or just need to press "  " button to pause the music.
4. Long press "  " button to turn off the speaker.

Specifications

Power Rating	5W
Frequency Response	20HZ-20KHZ
THD	<1%
S/N	≥80DB
Speaker Parameter	4Ω 5W diameter 40mm
Input	12V DC
Bluetooth Version	Bluetooth V5.0
Product Size	Ø55 x 47mm
Product Weight	62g